


8 7 6 5 4 3 2 1

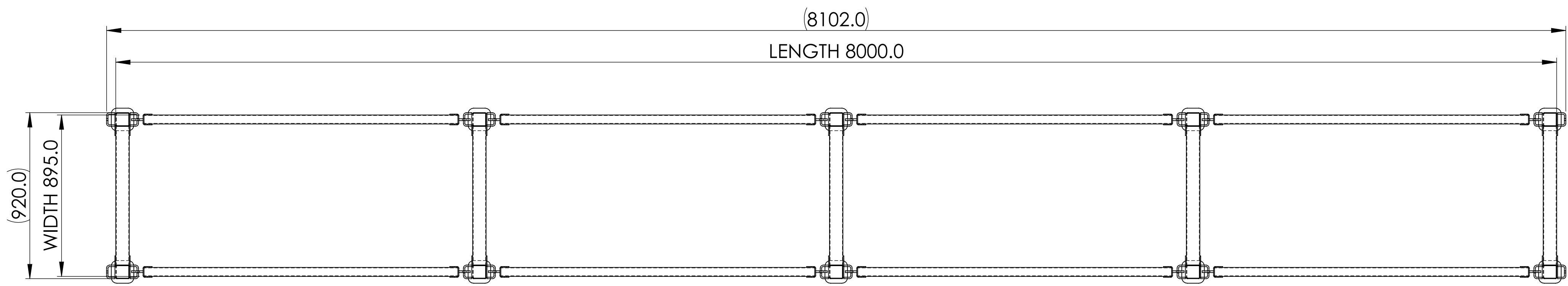
D

D



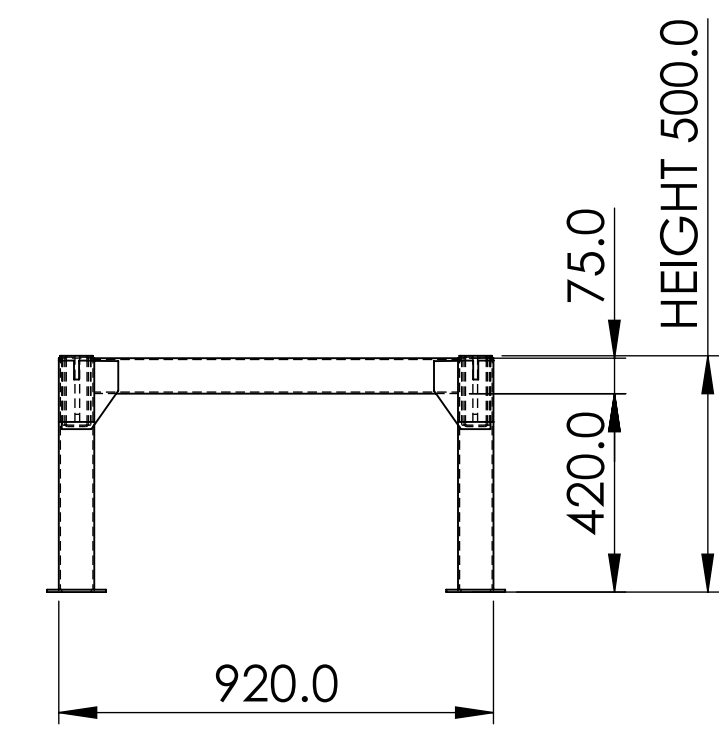
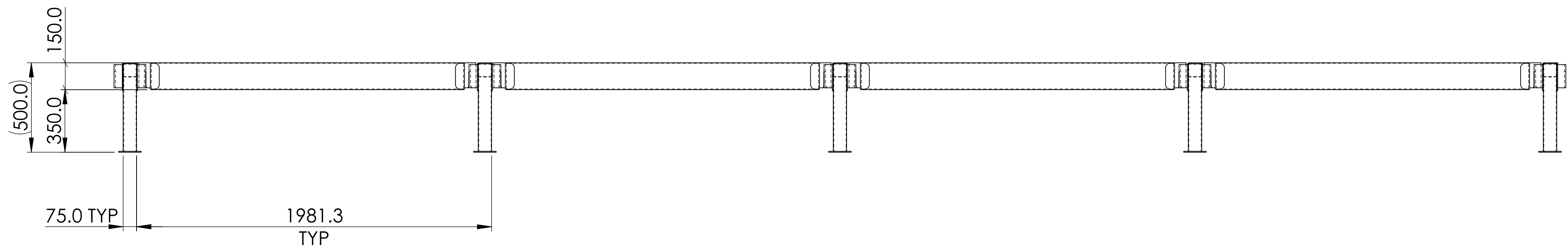
C

C



B

B



ENGINEERING VERIFICATION	
RATED WLL	_____
DES. STANDARD	TBA
CALCULATION No	TBA
APPROVED DATE	TBA
APPROVED REV	TBA
APPROVED BY	TBA
SIGNATURE	_____
TESTING REQUIRED IN ACCORDANCE WITH APPLICABLE DESIGN STANDARD	

A


A

This drawing and all the information thereon remains the property of CADmine and shall be returned on demand. It is issued on the condition that, except with written permission, it must not be reproduced, copied, or communicated to any party, nor to be used for any other purpose than that stated on the particular enquiry, order, or contract with which it was issued. Acceptance of this drawing signifies acceptance of the above conditions and copyright.

TOLERANCE ON DIMENSIONS UNLESS NOTED OTHERWISE	
MACHINING	
- One Decimal Place :	0.10
- Two Decimal Places :	±1.5
- Angular :	0.5°
- Surface Finish : ∇ NB/0.5	
FABRICATION	
- Up To 300	±1
- 301 To 1000	±1.5
- 1001 To 3000	±2
- 3001 To 5000	±2.5
- Over 5000	±3
- Angular	1°

DWG No.	TITLE	No.	DESCRIPTION	BY	DATE	CHK	DATE	APP	DATE	APP
	REFERENCE DRAWING		DRAWING REVISIONS							

SIGNED APPROVED	
ENG	
DRN	
CHK	
APP	



DRAWN	
CHECKED	
Q.A.	
MFG	
APPROVED	

PROJECT:	2275-262V TARP RACKS				
TITLE:	TARP RACKS				
WEIGHT =>:	249.3 Kg	SIZE	D	MR:	N/A
SCALE	1:16	FINISHED:	N/A	DWG. NO.	2275-262V
				REV	0
					SHEET 1 OF 1

8 7 6 5 4 3 2 1